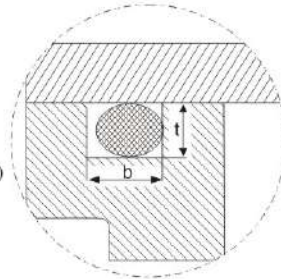
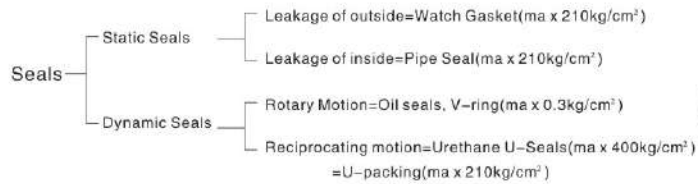


O-ring Fitting Dimension Chart(Static)

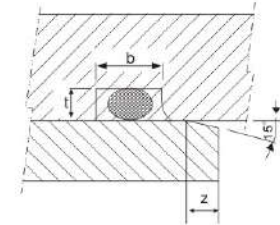


Note: Working Pressure will vary with different working conditions

c/s	t	b
1.00	0.80	1.3
1.50	1.10	1.9
1.60	1.20	2.1
1.78	1.30	2.3
1.90	1.40	2.4
2.00	1.50	2.6
2.40	1.80	3.1
2.50	1.90	3.2
2.62	2.00	3.4
2.70	2.10	3.5
3.00	2.30	3.9
3.50	2.70	4.5
3.53	2.70	4.5
3.60	2.80	4.7
4.00	3.15	5.2
4.50	3.60	5.8

c/s	t	b
5.00	4.00	6.5
5.33	4.30	6.9
5.50	4.50	7.1
5.70	4.65	7.4
6.00	4.95	7.8
6.50	5.40	8.4
6.99	5.85	9.1
7.00	5.85	9.1
7.50	6.30	9.7
8.00	6.75	10.4
8.40	7.15	10.9
8.50	7.25	11.0
9.00	7.70	11.7
9.50	8.20	12.3
10.00	8.65	13.0

O-ring Fitting Dimension Chart(Dynamic)



Medium=Liquid

c/s	t	b	z
1.00	0.90	1.3	1.0
1.50	1.30	1.9	1.0
1.60	1.40	2.0	1.1
1.78	1.50	2.3	1.1
1.90	1.60	2.4	1.2
2.00	1.70	2.4	1.2
2.40	2.10	2.9	1.4
2.50	2.20	3.0	1.4
2.62	2.30	3.1	1.5
2.70	2.40	3.2	1.5
3.00	2.60	3.6	1.6
3.50	3.10	4.2	1.8
3.53	3.10	4.2	1.8
3.60	3.20	4.3	1.8
4.00	3.50	4.8	2.0
4.50	4.00	5.4	2.3

c/s	t	b	z
5.00	4.45	6.0	2.5
5.33	4.70	6.4	2.7
5.50	4.95	6.6	2.8
5.70	5.10	6.9	3.0
6.00	5.40	7.2	3.1
6.50	5.80	7.8	3.3
6.99	6.30	8.4	3.6
7.00	6.30	8.4	3.6
7.50	6.70	9.0	3.8
8.00	7.20	9.6	4.0
8.40	7.60	10.1	4.2
8.50	7.70	10.2	4.2
9.00	8.20	10.8	4.3
9.50	8.60	11.4	4.4
10.00	9.10	12.0	4.5

Medium=Gas


c/s	t	b	z
1.00	0.95	1.3	1.0
1.50	1.35	1.9	1.0
1.60	1.45	2.0	1.1
1.78	1.55	2.3	1.1
1.90	1.75	2.4	1.2
2.00	1.80	2.4	1.2
2.40	2.15	2.9	1.4
2.50	2.25	3.0	1.4
2.62	2.35	3.1	1.5
2.70	2.45	3.2	1.5
3.00	2.75	3.6	1.6
3.50	3.25	4.2	1.8
3.53	3.25	4.2	1.8
3.60	3.35	4.3	1.8
4.00	3.70	4.8	2.0
4.50	4.20	5.4	2.3

c/s	t	b	z
5.00	4.65	6.0	2.5
5.33	4.95	6.4	2.7
5.50	5.15	6.6	2.8
5.70	5.35	6.9	3.0
6.00	5.65	7.2	3.1
6.50	6.10	7.8	3.3
6.99	6.60	8.4	3.6
7.00	6.60	8.4	3.6
7.50	7.10	9.0	3.8
8.00	7.60	9.6	4.0
8.40	7.90	10.1	4.2
8.50	8.00	10.2	4.2
9.00	8.50	10.8	4.3
9.50	9.00	11.4	4.4
10.00	9.50	12.0	4.5



O-ring is mainly used in fluid static application(for example, water, oil, air, chemicals solvent,chemicals, etc.). The temperature range is from -60°C up to 220°C . The pressure in static application should be less than 20Mpa, which varies with different materials. Sometimes o-ring is used in dynamic application with the pressure less than 5Mpa and also used in semi-conductor vacuum seal.

X-ring can totally take place of o-ring in use. Non-circular C/S can avoid rolling in reciprocating movement. The property of x-ring is improved based on the property of o-ring. Its standard size is the same as AS568 standard of o-ring.



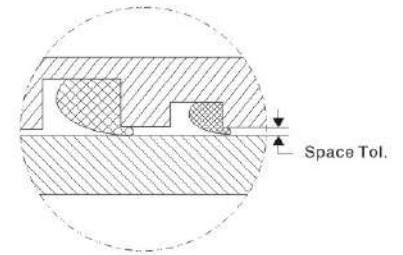
Size Indication & Tolerance Chart

ID	Tol(+/-)	ID	Tol(+/-)	ID	Tol(+/-)	ID	Tol(+/-)
0-1.79	0.12	71.01-73.00	0.64	206.01-212.00	1.57	425.01-429.00	2.96
1.80-2.80	0.13	73.01-75.00	0.65	212.01-218.00	1.61	429.01-433.00	2.99
2.81-4.00	0.14	75.01-77.50	0.67	218.01-224.00	1.65	433.01-437.00	3.01
4.01-5.30	0.15	77.51-80.00	0.69	224.01-227.00	1.67	437.01-443.00	3.05
5.31-7.10	0.16	80.01-82.50	0.71	227.01-230.00	1.69	443.01-450.00	3.09
7.11-8.50	0.17	82.51-85.00	0.72	230.01-236.00	1.73	450.01-456.00	3.13
8.51-9.75	0.18	85.01-87.50	0.74	236.01-239.00	1.75	456.01-462.00	3.17
9.76-11.80	0.19	87.51-90.00	0.76	239.01-243.00	1.77	462.01-466.00	3.19
11.81-13.20	0.21	90.01-92.50	0.77	243.01-250.00	1.82	466.01-470.00	3.22
13.21-15.00	0.22	92.51-95.00	0.79	250.01-254.00	1.84	470.01-475.00	3.25
15.01-16.00	0.23	95.01-97.50	0.81	254.01-258.00	1.87	475.01-479.00	3.28
16.01-17.00	0.24	97.51-100.00	0.82	258.01-261.00	1.89	479.01-483.00	3.30
17.01-19.00	0.25	100.01-103.00	0.85	261.01-265.00	1.91	483.01-487.00	3.33
19.01-20.60	0.26	103.01-106.00	0.87	265.01-268.00	1.92	487.01-493.00	3.36
20.61-21.20	0.27	106.01-109.00	0.89	268.01-272.00	1.96	493.01-500.00	3.41
21.21-22.40	0.28	109.01-112.00	0.91	272.01-276.00	1.98	500.01-508.00	3.46
22.41-23.60	0.29	112.01-115.00	0.93	276.01-280.00	2.01	508.01-515.00	3.50
23.61-25.00	0.30	115.01-118.00	0.95	280.01-283.00	2.03	515.01-523.00	3.55
25.01-26.50	0.31	118.01-122.00	0.97	283.01-286.00	2.05	523.01-530.00	3.60
26.51-28.00	0.32	122.01-125.00	0.99	286.01-290.00	2.08	530.01-538.00	3.65
28.01-29.00	0.33	125.01-128.00	1.01	290.01-295.00	2.11	538.01-545.00	3.69
29.01-30.00	0.34	128.01-132.00	1.04	295.01-300.00	2.14	545.01-553.00	3.74
30.01-31.50	0.35	132.01-136.00	1.07	300.01-303.00	2.16	553.01-560.00	3.78
31.51-33.50	0.36	136.01-140.00	1.09	303.01-307.00	2.19	560.01-570.00	3.85
33.51-34.50	0.37	140.01-142.50	1.11	307.01-311.00	2.21	570.01-580.00	3.91
34.51-36.50	0.38	142.51-145.00	1.13	311.01-315.00	2.24	580.01-590.00	3.97
36.51-37.50	0.39	145.01-147.50	1.14	315.01-320.00	2.27	590.01-600.00	4.03
37.51-38.70	0.40	147.51-150.00	1.16	320.01-325.00	2.30	600.01-608.00	4.08
38.71-40.00	0.41	150.01-152.50	1.18	325.01-330.00	2.33	608.01-615.00	4.12
40.01-41.20	0.42	152.51-155.00	1.19	330.01-335.00	2.36	615.01-623.00	4.17
41.21-42.50	0.43	155.01-157.50	1.21	335.01-340.00	2.40	623.01-630.00	4.22
42.51-45.00	0.44	157.51-160.00	1.23	340.01-345.00	2.43	630.01-640.00	4.28
45.01-46.20	0.45	160.01-162.50	1.24	345.01-350.00	2.46	640.01-650.00	4.34
46.21-47.50	0.46	162.51-165.00	1.26	350.01-355.00	2.49	650.01-660.00	4.40
47.51-48.70	0.47	165.01-167.50	1.28	355.01-360.00	2.52	660.01-670.00	4.47
48.71-50.00	0.48	167.51-170.00	1.29	360.01-365.00	2.56		
50.01-51.50	0.49	170.01-172.50	1.31	365.01-370.00	2.59		
51.51-53.00	0.50	172.51-175.00	1.33	370.01-375.00	2.62		
53.01-54.50	0.51	175.01-177.50	1.34	375.01-379.00	2.64	C/S	Tol(+/-)
54.51-56.00	0.52	177.51-180.00	1.36	379.01-383.00	2.67	0-1.79	0.07
56.01-58.00	0.54	180.01-182.50	1.38	383.01-387.00	2.70	1.80-2.64	0.08
58.01-60.00	0.55	182.51-185.00	1.39	387.01-391.00	2.72	2.65-3.54	0.09
60.01-61.50	0.56	185.01-187.50	1.41	391.01-395.00	2.75	3.55-5.29	0.10
61.51-63.00	0.57	187.51-190.00	1.43	395.01-400.00	2.78	5.30-6.99	0.13
63.01-65.00	0.58	190.01-195.00	1.46	400.01-406.00	2.82	7.00-8.00	0.15
65.01-67.00	0.60	195.01-200.00	1.49	406.01-412.00	2.85	8.01-10.00	0.20
67.01-69.00	0.61	200.01-203.00	1.51	412.01-418.00	2.89	10.01-15.00	0.25
69.01-71.00	0.63	203.01-206.00	1.53	418.01-425.00	2.93	15.01-25.00	0.35
						25.01-100.00	0.45

Working Pressure/Deformation Chart

HARDNESS (SHORE A)	WORKING FIELD
40+/-5	Need Sensitive Sealing Products
50+/-5	
60+/-5	
70+/-5	Generally Sealing Products
80+/-5	High Pressure Sealing Products
90+/-5	

Without Back up Rings	Working Pressure	With Back up Rings
	Zero Pressure	
	500PSI Pressure	
	1000PSI Pressure	
	1500PSI Pressure	
	3000PSI Pressure	



Hardness/Working Pressure Chart

C/S (mm)	Tol. (mm)	Pressure (kg/cm ²)	Hardness Shore A	35	70	105	140	175	210	350
				KG/CM ²	KG/CM ²	KG/CM ²	KG/CM ²	KG/CM ²	KG/CM ²	KG/CM ²
1.78			70	0.15	0.10	0.05				
			80	0.20	0.15	0.10	0.05	0.03		
			90	0.25	0.20	0.13	0.10	0.08	0.05	0.03
2.62			70	0.18	0.13	0.08				
			80	0.25	0.18	0.13	0.08	0.04		
			90	0.30	0.25	0.18	0.13	0.10	0.08	0.04
3.53			70	0.20	0.15	0.10				
			80	0.30	0.20	0.15	0.10	0.05		
			90	0.40	0.30	0.20	0.15	0.13	0.10	0.05
5.34			70	0.25	0.18	0.13				
			80	0.35	0.25	0.18	0.13	0.06		
			90	0.45	0.35	0.25	0.18	0.15	0.13	0.06
7.00			70	0.30	0.20	0.15				
			80	0.40	0.30	0.20	0.15	0.07		
			90	0.50	0.40	0.30	0.20	0.18	0.15	0.07