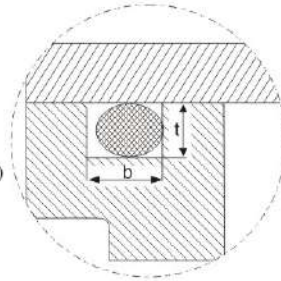
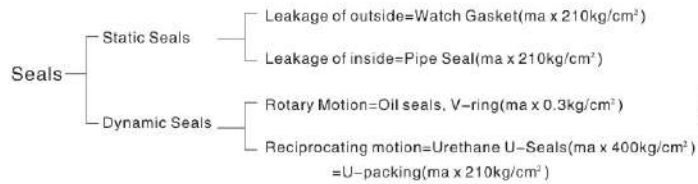


O-ring Fitting Dimension Chart(Static)

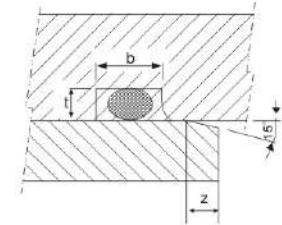


Note: Working Pressure will vary with different working conditions

c/s	t	b
1.00	0.80	1.3
1.50	1.10	1.9
1.60	1.20	2.1
1.78	1.30	2.3
1.90	1.40	2.4
2.00	1.50	2.6
2.40	1.80	3.1
2.50	1.90	3.2
2.62	2.00	3.4
2.70	2.10	3.5
3.00	2.30	3.9
3.50	2.70	4.5
3.53	2.70	4.5
3.60	2.80	4.7
4.00	3.15	5.2
4.50	3.60	5.8

c/s	t	b
5.00	4.00	6.5
5.33	4.30	6.9
5.50	4.50	7.1
5.70	4.65	7.4
6.00	4.95	7.8
6.50	5.40	8.4
6.99	5.85	9.1
7.00	5.85	9.1
7.50	6.30	9.7
8.00	6.75	10.4
8.40	7.15	10.9
8.50	7.25	11.0
9.00	7.70	11.7
9.50	8.20	12.3
10.00	8.65	13.0

O-ring Fitting Dimension Chart(Dynamic)



Medium=Liquid

c/s	t	b	z
1.00	0.90	1.3	1.0
1.50	1.30	1.9	1.0
1.60	1.40	2.0	1.1
1.78	1.50	2.3	1.1
1.90	1.60	2.4	1.2
2.00	1.70	2.4	1.2
2.40	2.10	2.9	1.4
2.50	2.20	3.0	1.4
2.62	2.30	3.1	1.5
2.70	2.40	3.2	1.5
3.00	2.60	3.6	1.6
3.50	3.10	4.2	1.8
3.53	3.10	4.2	1.8
3.60	3.20	4.3	1.8
4.00	3.50	4.8	2.0
4.50	4.00	5.4	2.3

c/s	t	b	z
5.00	4.45	6.0	2.5
5.33	4.70	6.4	2.7
5.50	4.95	6.6	2.8
5.70	5.10	6.9	3.0
6.00	5.40	7.2	3.1
6.50	5.80	7.8	3.3
6.99	6.30	8.4	3.6
7.00	6.30	8.4	3.6
7.50	6.70	9.0	3.8
8.00	7.20	9.6	4.0
8.40	7.60	10.1	4.2
8.50	7.70	10.2	4.2
9.00	8.20	10.8	4.3
9.50	8.60	11.4	4.4
10.00	9.10	12.0	4.5

Medium=Gas

c/s	t	b	z
1.00	0.95	1.3	1.0
1.50	1.35	1.9	1.0
1.60	1.45	2.0	1.1
1.78	1.55	2.3	1.1
1.90	1.75	2.4	1.2
2.00	1.80	2.4	1.2
2.40	2.15	2.9	1.4
2.50	2.25	3.0	1.4
2.62	2.35	3.1	1.5
2.70	2.45	3.2	1.5
3.00	2.75	3.6	1.6
3.50	3.25	4.2	1.8
3.53	3.25	4.2	1.8
3.60	3.35	4.3	1.8
4.00	3.70	4.8	2.0
4.50	4.20	5.4	2.3

c/s	t	b	z
5.00	4.65	6.0	2.5
5.33	4.95	6.4	2.7
5.50	5.15	6.6	2.8
5.70	5.35	6.9	3.0
6.00	5.65	7.2	3.1
6.50	6.10	7.8	3.3
6.99	6.60	8.4	3.6
7.00	6.60	8.4	3.6
7.50	7.10	9.0	3.8
8.00	7.60	9.6	4.0
8.40	7.90	10.1	4.2
8.50	8.00	10.2	4.2
9.00	8.50	10.8	4.3
9.50	9.00	11.4	4.4
10.00	9.50	12.0	4.5